

Experiments on the Effects of Subtle Energy on the Electro-Magnetic Field

Is Subtle Energy the 5th Force of the Universe?

Yury Kronn, PhD.
Energy Tools International, LLC
Eagle Point, OR

Joie Jones, PhD.
Professor of Radiological Sciences
University of Irvine, CA

When you have eliminated the impossible, whatever remains, however improbable, must be the truth!
– "Sherlock Holmes"
(Author: Sir Arthur Conan Doyle)

Introduction

In 2006, researchers from the universities of Purdue and Stanford observed some very unexpected effects: the influence of solar activity on radioactive decay rate (RDR) [1,2]. According to all existing theories of elementary particles, including string and superstring theories, the decay rate of radioactive elements is a constant that cannot be changed by any force known to physics. Thus the discovery that there was a change occurring in RDR as a result of solar activity, including solar flares, shakes the fundamental principles of modern physics. The fact that the change in the RDR started about a day and a half before the solar flares indicates that some kind of unknown energy field is involved in this phenomena.

The supposition made by some scientists that some unknown kind of neutrinos emitted by the sun are responsible for this does not help much in the understanding of the cause of the observed phenomenon, since "no one knows how neutrinos could interact with radioactive materials to change their rate of decay" [2]. Nuclear engineer Jere Jenkins, one of the pioneers of this research stated: "What we're suggesting is that something that doesn't really interact with anything is changing something that can't be changed" [2]. At this point, we need to note the fact that changing the RDR *was* already observed in the recent past, under the influence of some force that has not yet been investigated and understood by Western science [3,4].

The series of experiments important to this discussion were conducted at the Institute of High Energy Physics of the Chinese Academy of Sciences and at Tsinghua University. Chinese scientists researched the various effects produced on substances by the energy called "Chi" (Qi), emitted by the chief physician recognized by the Ministry of Health for China, Dr. Yan Xin, who is also a Qigong Master. Among the many amazing phenomena observed in these experiments was the alteration of the radioactive decay rate of Isotope ²⁴¹Am. The fact that "Chi," or the Subtle Energy (SE) force directed by a human being is able to change the RDR indicates that this force belongs to the subatomic world. To change the RDR, this force must interact with subatomic particles comprising the nuclei – quarks or sub-quarks.

All of this raises an important question: is there a "5th Force" in the universe that can affect the action of at least some of the other four forces? And furthermore: is it possible that the SE/Chi force, which has demonstrated the ability to influence the weak force (i.e., the RDR), is part of the spectrum of immeasurable so-called "dark energy" which, together with "dark matter," occupies more than 90% of the universe and, like SE/Chi, also belongs to the subatomic world [5,6]?

If so, logic brings us to the possibility that dark energy might be responsible for changing RDR during solar flares.

There are no discussions in mainstream scientific literature on the above questions. Obviously, any kind of experiments that provide more information about the interaction of Subtle Energy with the four fundamental forces of the universe would help us take the next step in understanding the phenomena in question.

In this article, we are presenting experimental results related to some profoundly significant aspects of the phenomena discussed above. According to the Electro-Weak theory, the electromagnetic force and the weak force have the same roots. The photon, the transmitter of the electromagnetic force, is a member of the family W+, W- and Z bosons, transmitters of the weak force responsible for the phenomenon of radioactivity.

This raises a very fundamental question: since the SE/Chi force can alter the action of the weak force, is it possible that it can *also* affect the action of the electromagnetic force? In other words, can SE/Chi alter the electromagnetic field?

To answer this question, we conducted a series of experiments, the results of which are presented below.

Subtle Energy Source

Before proceeding to the experimental design and the results, a few brief explanatory notes are in order, concerning the Subtle Energy source. As indicated by the abovementioned results of Dr. Xin's experiments demonstrating the ability of Chi/Subtle Energy to affect the radioactive decay rate of physical substances, Subtle Energy (SE) must be considered a force belonging to the world of subatomic particles, capable of influencing the structure of the combinations of these particles (quarks and or sub-quarks) inside the nucleus of atoms. Just as the variations of the atomic structure of a molecule (isomers) have different chemical properties, defined by the difference in electrical field configurations, so too do the variations in structure of subatomic particles in a nucleus have specific, corresponding SE configurations. That is, there is orderliness to this proposed "fifth force," a structural consistency inherent in it, just as the laws of nature operate with consistency in the physical universe. This means, among other things, that atoms of substance can "remember" various SE patterns, and thus can be used as carriers of these patterns.

In the current research, three objects were used as SE carriers: crystalline powder, polyester film (not transparent) and a standard protective film produced for "smart phone" screens. Using the Vital Force Technology developed by Dr. Kronn (information about VFT can be found at www.energytoolsint.com), several SE patterns were generated and infused into the carriers listed above. (It should be noted that during 1½ years of experimentation, these patterns were modified until changes in the EM energy in the presence of SE infused carriers far exceeded the statistical variations of the measurements.)

Experiments on Altering the Electromagnetic Field with Subtle Energy

General Description of the Experimental Procedure

All measurements have been conducted at the RF Exposure Lab at San Diego, CA, inside of a shielded room with 80 dB attenuation. The equipment used was the SAR (Specific Absorption Rate) tester, ALSAS10U. The tester is designed to measure the EM energy absorbed in a fluid (saline solution), and SAR is expressed in watts per kilogram (W/kg). The dynamic range of measurements is 0.001 W/kg – 1000 W/kg. The measurement probe is driven by an Aprel

robotic arm and measures X, Y, and Z components of the EM field in each point. The sensitivity of the probe is $1.2 \mu V / \left(\frac{V}{m}\right)^2$ and the resolution is 0.1 V/m. The probe's step is variable and the smallest one is 1 mm.

The EM radiation sources we used in our experiments were various cellular phones controlled by an Agilent 8960 base station simulator to ensure stability and maximum power of the radiation in the range of 1800-1900 MHz. The typical power of continuous radiation (CDMA mode) was 0.25 watts, while the pulse peak power (GSM mode) was 1 watt.

The tester measures the EM distribution and calculates SAR values in the near field of the antenna. It also determines the location of the EM field distribution maxima "hot spot", and builds a color coded 2-D EM field map. Around the "hot spot," the SAR value is mapped more precisely with 3mm steps within the two designated volumes of roughly 1cm³ and 10cm³ (called 1g and 10g SAR values). The tester also generates the energy distribution in the planes XY that are parallel to the emitting antenna aperture. The distance between the two adjacent XY planes along the Z axis selected for this experiment was 4mm.

The SAR is defined as:

$$SAR = \int_{volume} \frac{\sigma(\mathbf{r})|E(\mathbf{r})|^2}{\rho(\mathbf{r})} d\mathbf{r} \quad (1)$$

where $\sigma(\mathbf{r})$ is the fluid electrical conductivity, $\rho(\mathbf{r})$ is the fluid density, and $E(\mathbf{r})$ is the amplitude of the EM field at a given point.

In our first series of tests the measurements were conducted in the saline solution. Assuming that both the conductivity and density of the fluid are constant (see the discussion below), the ratio of SAR values from two measurements, 1 and 2, in any given volume (v) is equal to the ratio of EM energies W_1 and W_2 contained in this volume:

$$\frac{SAR_1}{SAR_2} = \frac{\int_v |E_1(\mathbf{r})|^2 d\mathbf{r}}{\int_v |E_2(\mathbf{r})|^2 d\mathbf{r}} = \frac{W_1}{W_2} \quad (2)$$

Experimental Results

Amounts of crystalline powder weighing from 4g up to 25g, with no energy infusion, were first measured as controls to exclude their effect on the EM field in the near field area. The 1g SAR value was measured around the "hot spot" since it provides the highest accuracy and a comparison with the baseline (no crystalline powder) was performed. Measurements were repeated twice to determine the "device drift," making sure that the parameters of the EM radiation source and the measuring equipment remained stable during the duration of the experiment.

The results are presented in Table 1 for three sources.

		Source 1		Source 2		Source 3	
		1g SAR W/kg	Device Drift	1g SAR W/kg	Device Drift	1g SAR W/kg	Device Drift
Baseline (no substance)		1.414	2.5%	1.193	-3%	0.065	0.8%
	Un-infused powder	1.404	0.5%	1.194	-2.4%	0.065	0.3%

Table 1

From Table 1, we can see that the crystalline powder by itself (with no energy infused into it) produced no statistically significant effect on the EM field.

The next series of experiments was conducted in the saline solution using carriers infused with the SE pattern. Crystalline powder or a 4.5cm circle cut out of polyester film was placed on the phone on the opposite side of its antenna. When a commercial protective screen was used as a SE carrier, it was placed on the screen of the cell phone. Conductivity and the dielectric constant of the fluid were measured before each experiment to ensure the accuracy of the SAR values calculation.

In all tests, the EM field distribution was measured in consecutive XY planes separated by $\Delta Z = 4\text{mm}$. The in-plane probe steps were, with the exception of the hot spot, $\Delta X = \Delta Y = 8\text{mm}$, totaling 25 points per plane.

The ratio of EM energy collected in each XY plane in the presence (W^{se}) and in the absence (W^o) of the SE infused carrier was estimated according to (2)

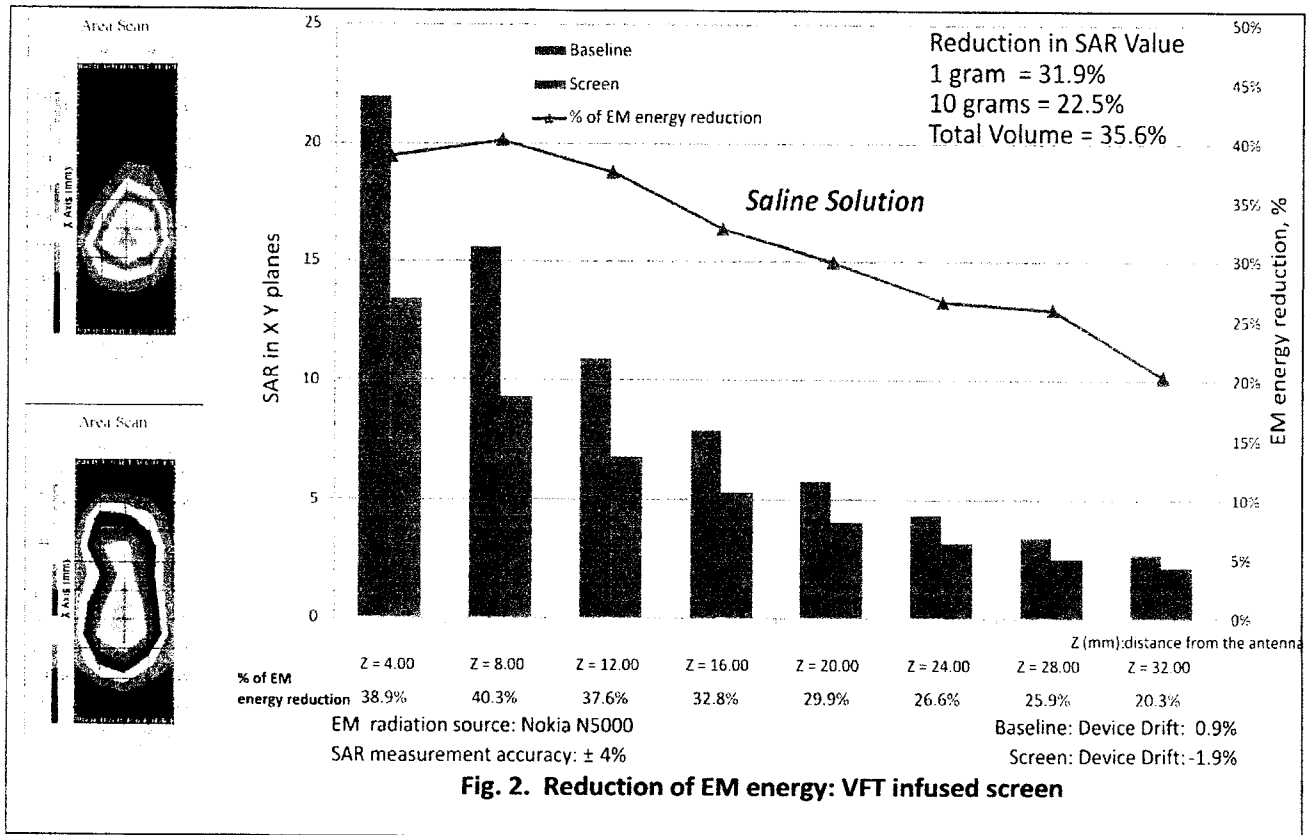
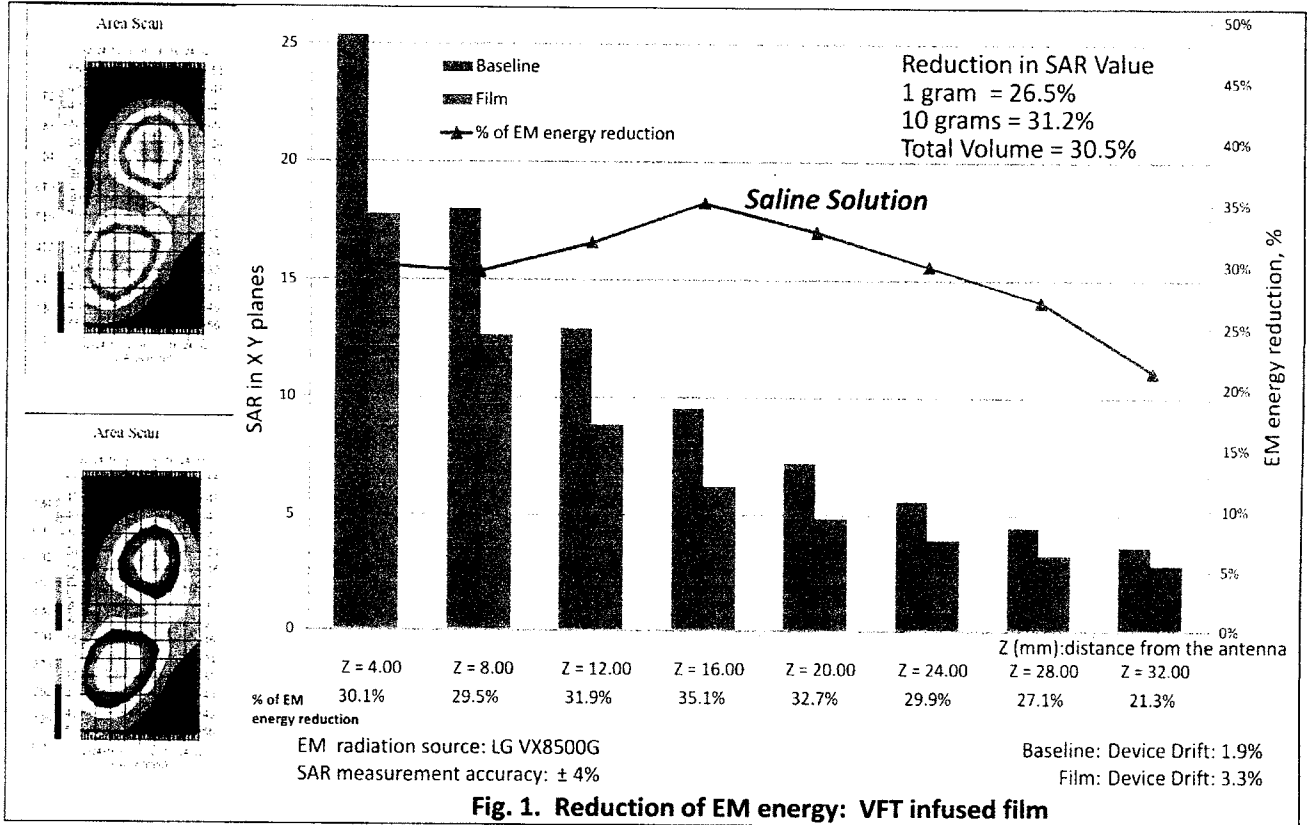
$$\frac{W^{se}}{W^o} = \frac{\sum_{i=1}^{25} (SAR)_i^{se}}{\sum_{i=1}^{25} (SAR)_i^o} \quad (2a)$$

where $(SAR)_i$ is the SAR value measured in the "i" point of the plane. The change of the EM energy in the entire measured volume was estimated as the corresponding ratio of the sums of all measured points (8 XY planes with 25 points in each plane).

If the EM energy distribution is similar for the absence and presence of SE infused carriers, the only possible reasons for changes of the energy at the hot spot and in the volume around it are either changes in the parameters of the liquid (dielectric constant and conductivity) or the interaction between EM and the SE fields. After a review of the measurement results, we will discuss both of these possibilities.

Presented below are the results of the SAR measurements in the saline solution for three SE infused carriers (Figures 1-3): a non-transparent polyethylene film, a commercial protective screen sold for the Nokia 5000, and 8g of crystalline powder.

One can see from the area scan pictures and from graphs of SAR values for XY planes that in all cases, the EM distribution with the absence and presence of infused objects are very similar. *In all three cases, the reduction of EM energy under the influence of SE infused objects is very significant in the hot spot and in the whole measured volume: from 20% for the crystalline powder to 35% for the infused protective screen.*



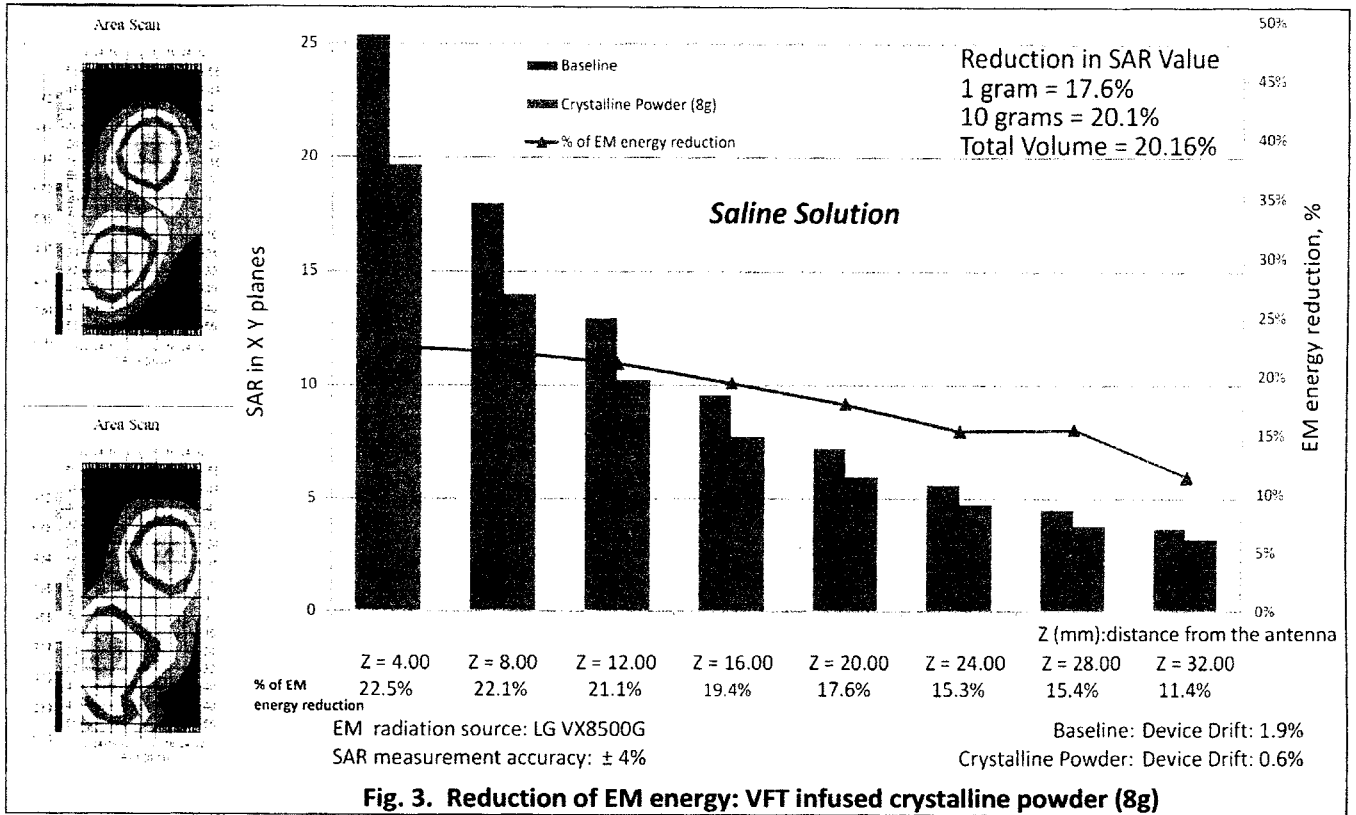


Fig. 3. Reduction of EM energy: VFT infused crystalline powder (8g)

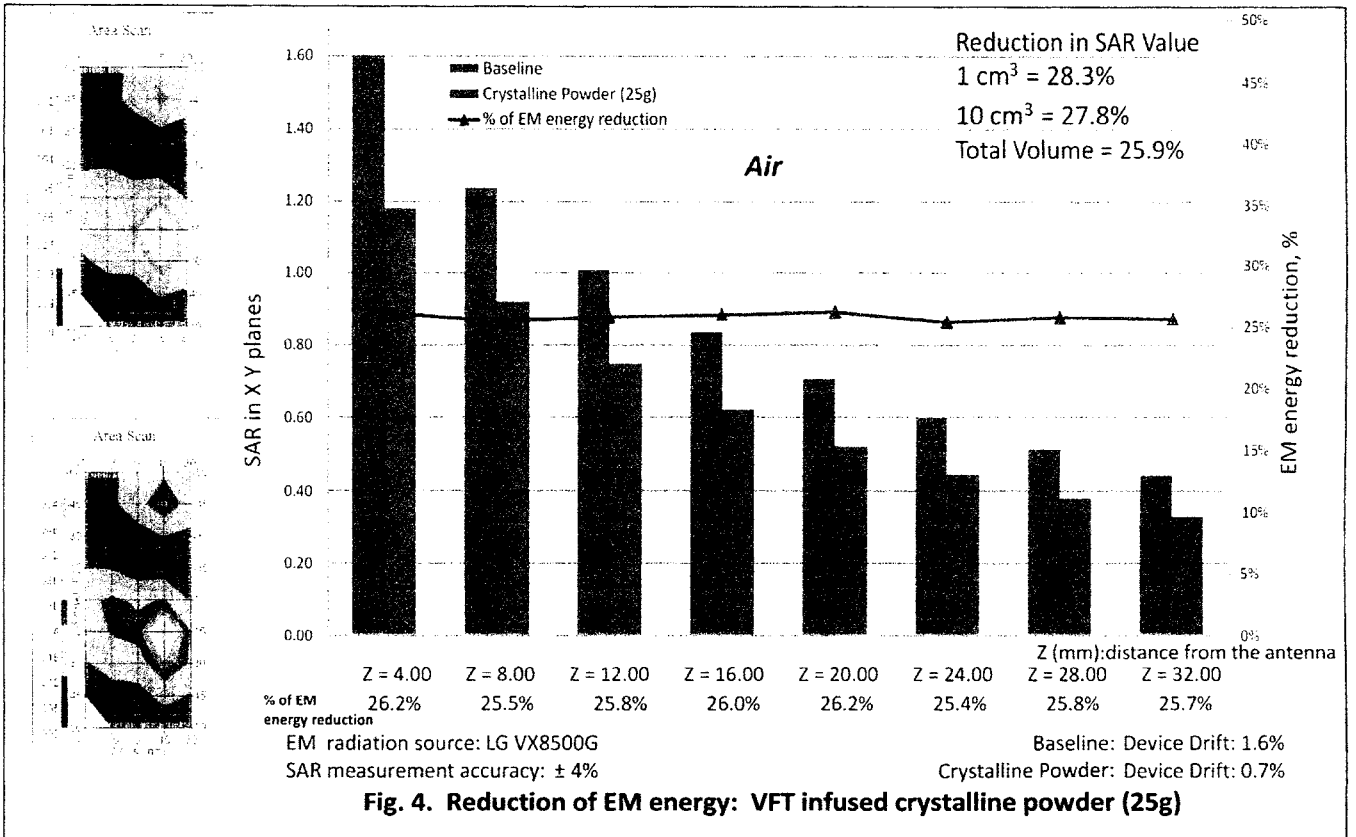


Fig. 4. Reduction of EM energy: VFT infused crystalline powder (25g)

Testing Changes in the Liquid

As we reported previously at the *East West Academy of Healing Arts* Conference in 2005 [7], the structure of saline solution can be modified under the influence of SE. This raises the question of whether or not the reduction of EM energy observed in our current research might be explained by this modification. For that reason, the two parameters of saline solution used in our experiments were measured in the range of 1.87 GHz -1.93GHz for the baseline, and in the presence of 25g of a control and SE infused crystalline powder.

The results are presented in Table 2 and Table 3 below:

Frequency GHz	1.87	1.88	1.89	1.90	1.91	1.92	1.93
Baseline – no material	38.91	38.98	39.13	39.23	39.28	39.30	39.35
Uninfused material (25 g)	38.65	38.72	38.82	38.90	38.99	39.09	39.17
% of change between Baseline and Uninfused	-1%	-1%	-1%	-1%	-1%	-1%	0%
Infused material (25 g)	37.73	38.01	38.12	38.11	38.09	38.04	38.00
% of change between Baseline and Infused	-3%	-2%	-3%	-3%	-3%	-3%	-3%

Table 2 - Dielectric Constant, F/m. Accuracy of measurement \pm 3%

Frequency GHz	1.87	1.88	1.89	1.90	1.91	1.92	1.93
Baseline – no material	1.43	1.41	1.40	1.39	1.39	1.37	1.35
Uninfused material (25 g)	1.43	1.41	1.40	1.38	1.38	1.36	1.34
% of change between Baseline and Uninfused	0%	0%	0%	-1%	-1%	-1%	-1%
Infused material (25 g)	1.65	1.54	1.53	1.47	1.48	1.48	1.47
% of change between Baseline and Infused	15%	9%	9%	6%	6%	8%	9%

Table 3 – Conductivity, S/m. Accuracy of measurement \pm 3%

Taking into account the accuracy of the measurements (\pm 3%), one can see from Table 2 that the dielectric constant has *not* been changed by the presence of the SE infused material although the amount was more than 3 times larger than the one used in the experiment (8g of the crystalline powder).

As far as the conductivity is concerned (Table 3) the SE infused powder raised the conductivity on average about 8% over the measured frequency range. The increase in conductivity is statistically significant as it exceeds the margin of measurement error. *The apparent fact that there are changes in conductivity under the influence of SE opens a possibility to register it using this effect.*

It should be noted that an increase in conductivity leads to a rise in the absorption of EM energy and, consequently, SAR values [Eg.1]. In contrast, we see a significant decrease of SAR values in the whole measured area. Since what we measured resulted in the opposite, i.e. the decrease in SAR, we shall conclude that the direct reduction of EM energy overrides the influence of conductivity changes.

Interaction of EM and SE Fields in the Air

Questions and doubts regarding such a direct influence of SE infused carriers on EM would be easier to resolve if the measurements were taken in the air. The difficulty of obtaining this measurement using the SAR testing equipment comes from the fact that the equipment is programmed to probe the area of the maximum EM field (hot spot) in liquid with a density of 1000kg/m^3 .

However, since we are looking only for the ratio of EM energies in the absence and the presence of a SE, we performed SAR-like measurements in the air by using the real values of its dielectric constant (1 F/m) and conductivity (0.02 S/m) while assuming a density of 1000kg/m^3 . While this substituted air parameter gives incorrect SAR values, it provides a correct ratio of these values and makes it possible to calculate the ratio of EM energies in the area 1cm^3 and 10cm^3 around the hot spot of the near field with the same degree of accuracy as in the case of saline solution measurements.

Since the area of energy distribution in the air is wider than in the liquid, SAR was measured in 64 points of each XY plane, instead of the 25 points used for measuring the liquid (512 points for the entire near field volume). The results of the measurements in the air are presented in Fig.4. We can see that, as in the case of the liquid, patterns of the EM field distribution are similar in both cases. *The presence of the SE generated by the VFT equipment produced a significant, close to 26% reduction, of the EM energy in the entire measured volume.*

Conclusion and Discussion of the Observed Phenomenon

Following in the path of the "Sherlock Holmes" quote at the beginning of this article, we can state that the experimental results presented here unequivocally demonstrate the ability of Subtle Energy to alter a fundamental force of the universe – the electromagnetic field. Combining this with the observation of the alteration of the RDR by Subtle Energy [3,4], our results indicate that *Subtle Energy is the fundamental force of the universe that influences the action of the whole Electro-Weak Force.*

Regarding the question of what happens to the EM energy that "disappears" under the SE influence, we can suggest only one hypothesis: it is transformed into some range of the immeasurable energy field that is called Subtle Energy.

A noteworthy feature of our experiment is that only certain types of SE patterns affect the EM field. In order to determine the full range of these effects and to understand more about the laws governing SE, we highly recommend the organizing of further experiments. This recommendation should also include an attempt to change the RDR of elements using various technologically generated SE patterns.

We are inviting individuals or groups to join us in organizing experiments in this field; we will provide everybody interested in this work with Subtle Energy patterns infused into materials of their choice.

References

1. E. Fischbach, J.B. Buncher, J.T. Gruenwald, J.H. Jenkins, D.E. Krause, J.J. Mattes, J.R. Newport, "Time-Dependent Nuclear Decay Parameters: New Evidence for New Forces?", *Space Science Reviews*, Vol. 145, Numbers 3-4, p.285-335, DOI:10.1007/s11214-009-9518-5
2. Dan Stober; "The Strange Case of Solar Flares and Radioactive Elements": Stanford Report, Aug.23, 2010.
3. Lu Zuyin, "Scientific Qigong Exploration", Amber Leaf Press, 1997, p. 373.
4. Yan Xin, Feng Lu, Hongjian Jiang, et al, "Certain Physical Manifestation and Effects of External Qi of Yan Xin Life Science Technology", *Journal of Scientific Exploration*, v.16, #3, 2002.
5. David B. Cline, "The Search of Dark Matter", *Scientific American*, March 2003.
6. Meg Urry, "The Secrets of Dark Energy", *Mail Tribune*, May 27, 2007, p. 4.
7. Yury Kronn, Lev Sadovnik, "Energizing and Structuring Water with Trace Minerals Technologically Infused with Various Subtle Energy Patterns", Presented at the East West Academy of Healing Arts, November 18, 2005